

NSU COMMUNITY SURVEY RESULTS FALL/WINTER 2016



Applied Survey Research

PREPARED FOR THE DEPARTMENT OF PROBATION, NEIGHBORHOOD SAFETY/SERVICES UNIT (NSU)



NSU Community Survey Results

January 2017

Background

In order to collect information about community characteristics, a survey was administered to residents in the two NSU neighborhoods.

Survey Administration

	Gilroy	Valley Palms
Survey Administration		
When	October 1, 2016	December 15, 2016
Where	Gilroy Community Health Day	Valley Palms Christmas Party
Respondents		
Total	90	46
Adults	54	36 (30 live in VP)
Youth (ages 13-18)	36	10

Characteristics of Adult Respondents

Most respondents have lived in the area for more than five years, are between the ages of 30-50, female, Latino, and have a person younger than 18 living in their household.

	Gilroy	Valley Palms
Total Number	54	36
Have Lived in Gilroy/San Jose		
0-5 years	28%	14%
More than 5 years	72%	86%
Has person younger than 18 living in household	76%	92%
Age		
19-30	15%	8%
31-40	23%	50%
41-50	30%	33%
51+	23%	8%
Prefer not to say	9%	0%
Gender		
Female	80%	74%
Male	20%	26%
Race/Ethnicity		
Latino	89%	97%
Other	11%	3%

Results Summary

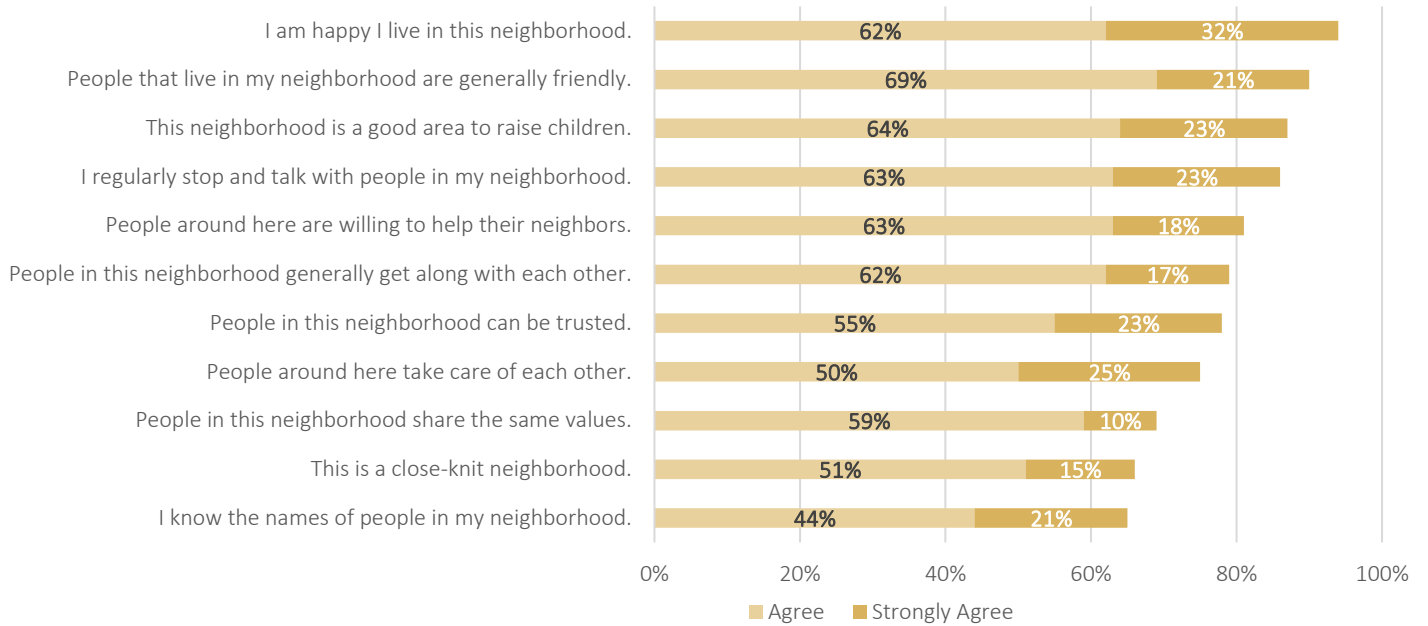
Gilroy Adults

- **Social Cohesion:** Most respondents (94%) reported that they are happy they live in their neighborhood, and over 70% agreed that neighbors are friendly, get along, and are willing to help each other.
- **Informal Collective Action:** Twenty-eight percent of people reported talking about crime with family and friends more than once per week, and over half had talked about crime with family and friends at least once per month. Although somewhat less frequent, many people also reported speaking with neighbors about crime issues. Approximately one-third had attended a community meeting in the previous six months.
- **Self-efficacy:** Most respondents agreed that working with neighbors and police would help make the neighborhood safer. They were somewhat less confident that they could influence police or neighbors to take action.
- **Willingness to Intervene:** For most situations, approximately half of respondents reported that it was *very unlikely* or *unlikely* that someone would intervene.
- **Fear of crime:** While most people reported feeling safe in the neighborhood during the day, people felt less safe at night. At night, people reported feeling most unsafe in local parks (40% felt somewhat unsafe or very unsafe).

Valley Palms Adults

- **Social Cohesion:** Most respondents (88%) reported that they are happy they live in their neighborhood, and over 80% agreed that neighbors are friendly, get along, and are willing to help each other.
- **Informal Collective Action:** Thirty-one percent of people reported talking about crime with family and friends more than once per week, and two-thirds had talked about crime with family and friends at least once per month. Although somewhat less frequent, many people also reported speaking with neighbors about crime issues. Approximately three-quarters had attended a community meeting in the previous six months.
- **Self-efficacy:** Most respondents agreed that working with neighbors and police would help make the neighborhood safer. They were somewhat less confident that they could influence police or neighbors to take action.
- **Willingness to Intervene:** For most situations, approximately one-quarter of respondents reported that it was *very unlikely* or *unlikely* that someone would intervene.
- **Fear of crime:** As expected, people reported feeling safer during the day; however, over one-quarter of respondents reported feeling somewhat unsafe or unsafe walking to/from transportation or around the neighborhood, and in parks during the day. Those numbers were even higher at night (40% felt unsafe walking around the neighborhood, and 65% felt unsafe in parks).
- **Other comments:** Eight people said more security and/or policy support is needed.

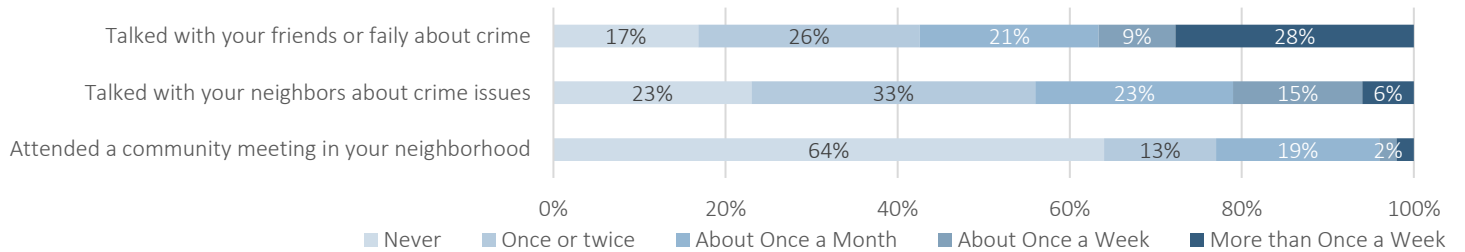
Social Cohesion (Gilroy Adults)



N=52-53

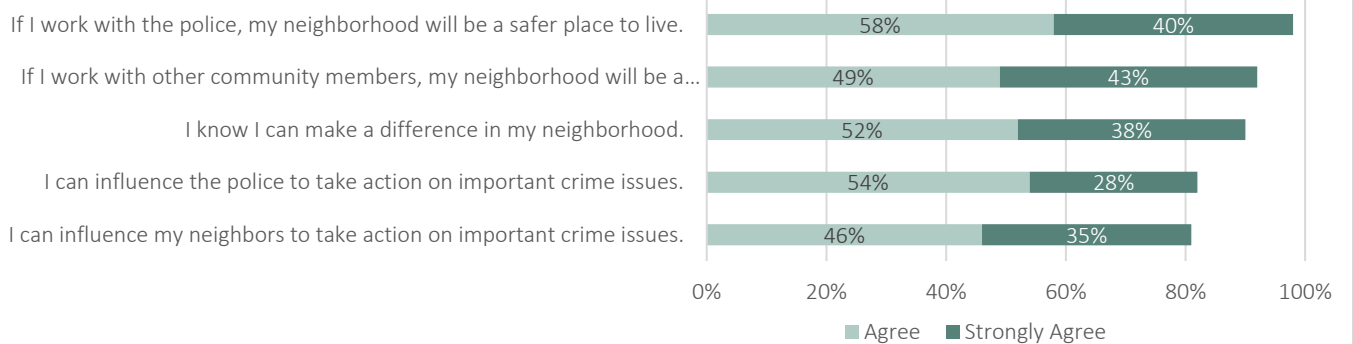
Informal Collective Action (Gilroy Adults)

In the past six months, how often have you...



N=47-48

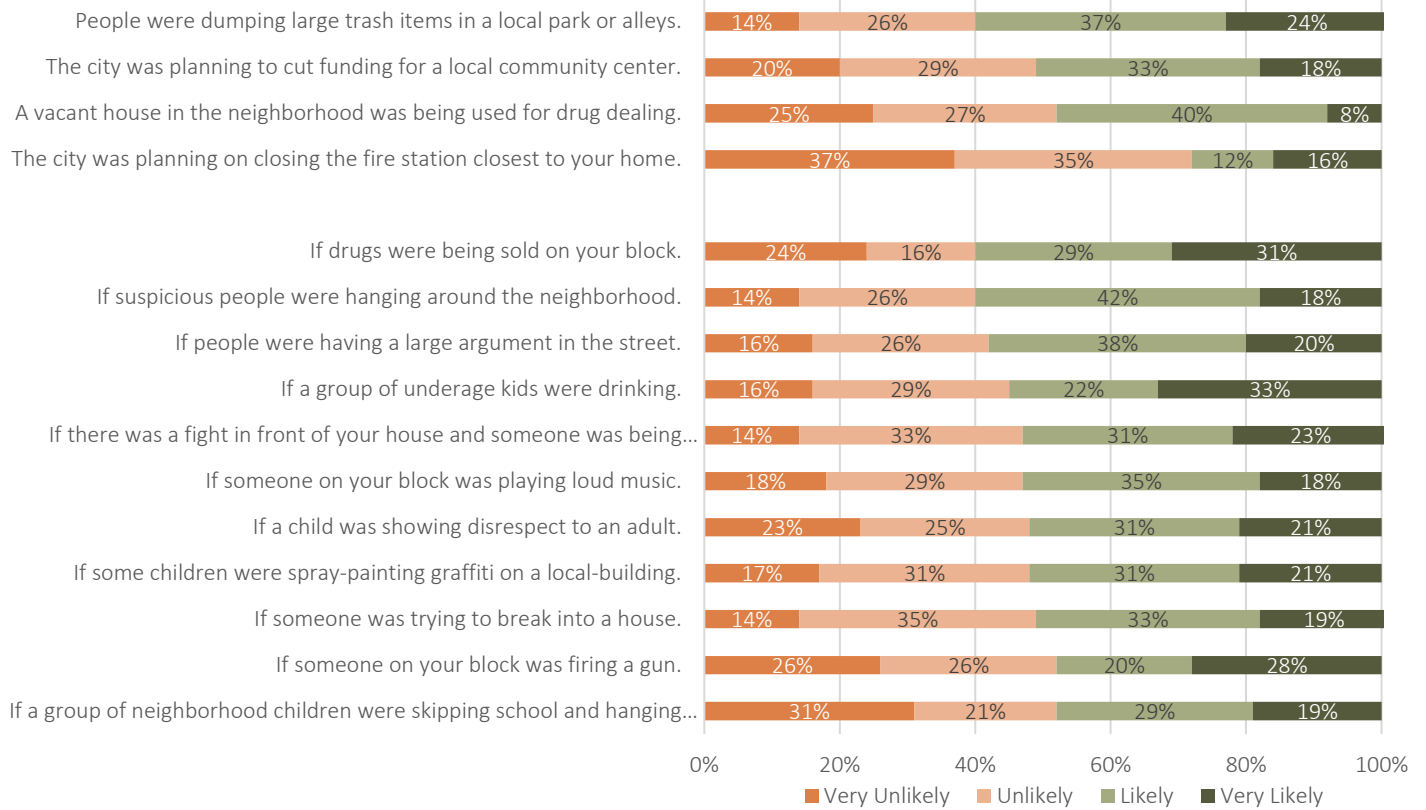
Self-Efficacy (Gilroy Adults)



N=47-50

Willingness to Intervene (Gilroy Adults)

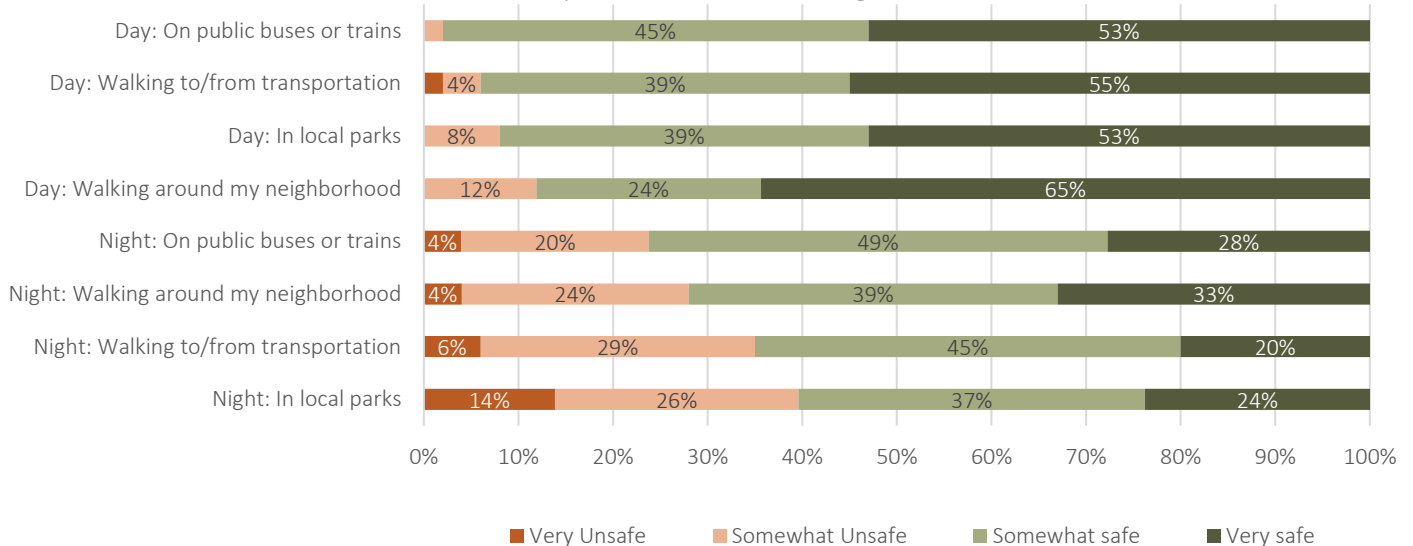
How likely is it that someone in your neighborhood would intervene in the following situations...



N=49-52

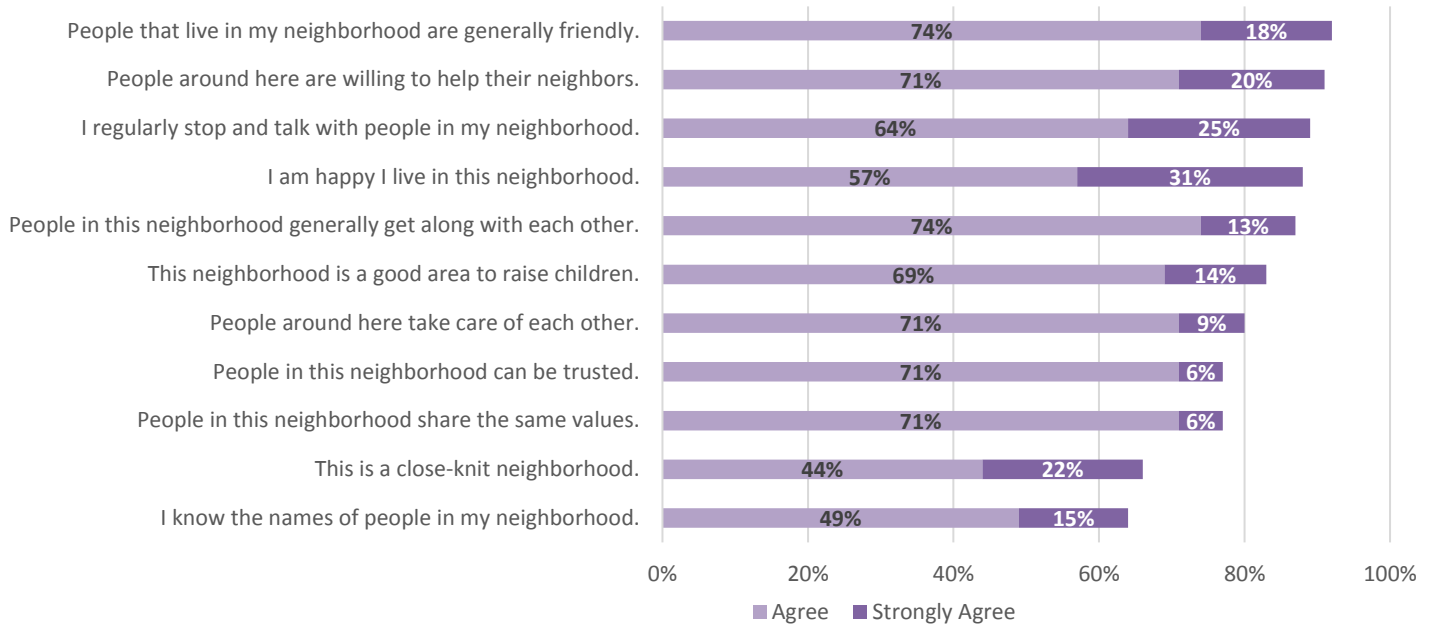
Fear of Crime (Gilroy Adults)

How safe do you feel in the following situations..



N=51

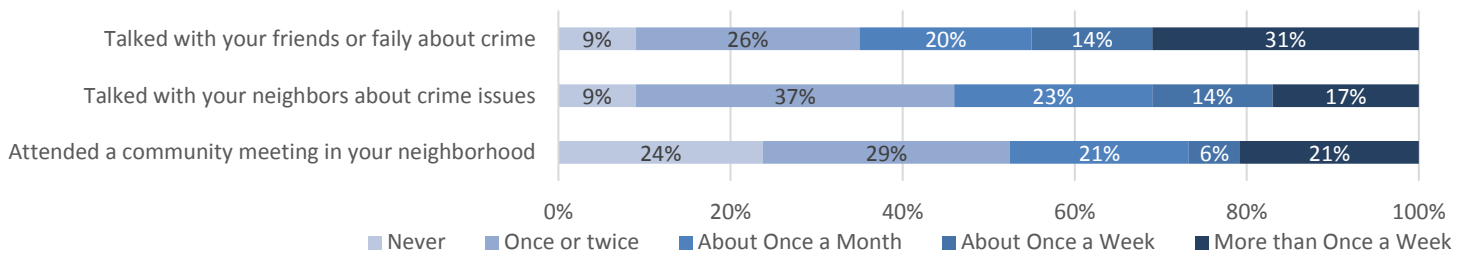
Social Cohesion (Valley Palms Adults)



N=31-36

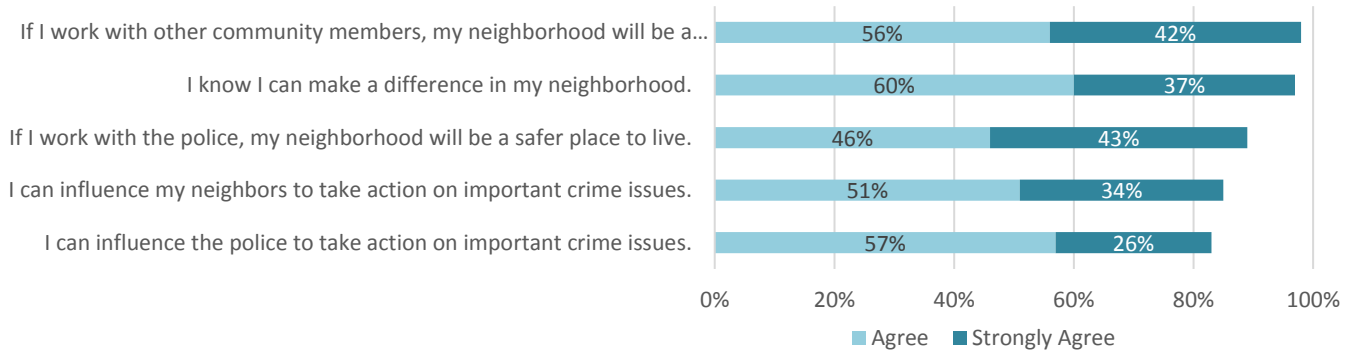
Informal Collective Action (Valley Palms Adults)

In the past six months, how often have you...



N=34-35

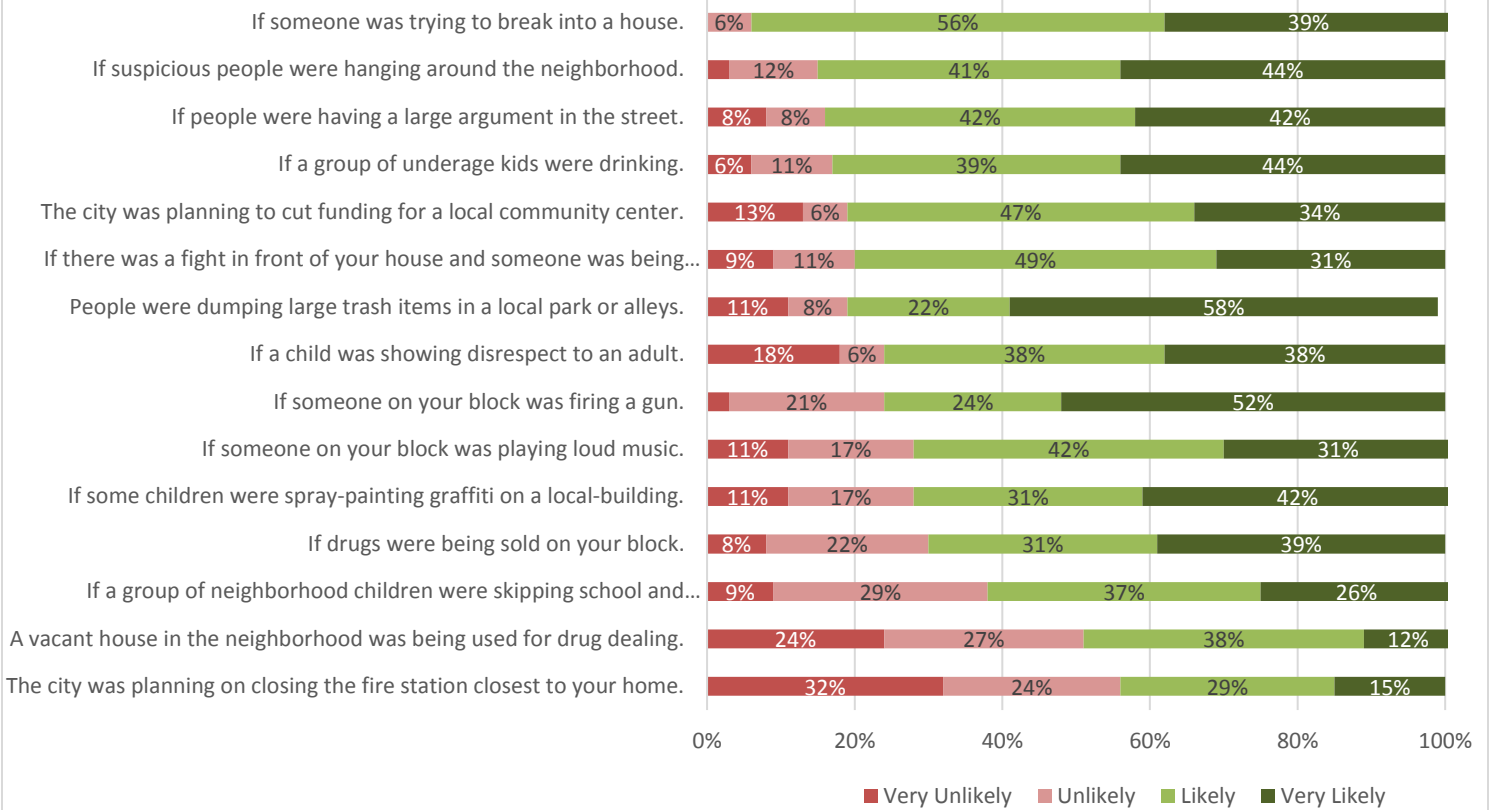
Self-Efficacy (Valley Palms Adults)



N=35

Willingness to Intervene (Valley Palms Adults)

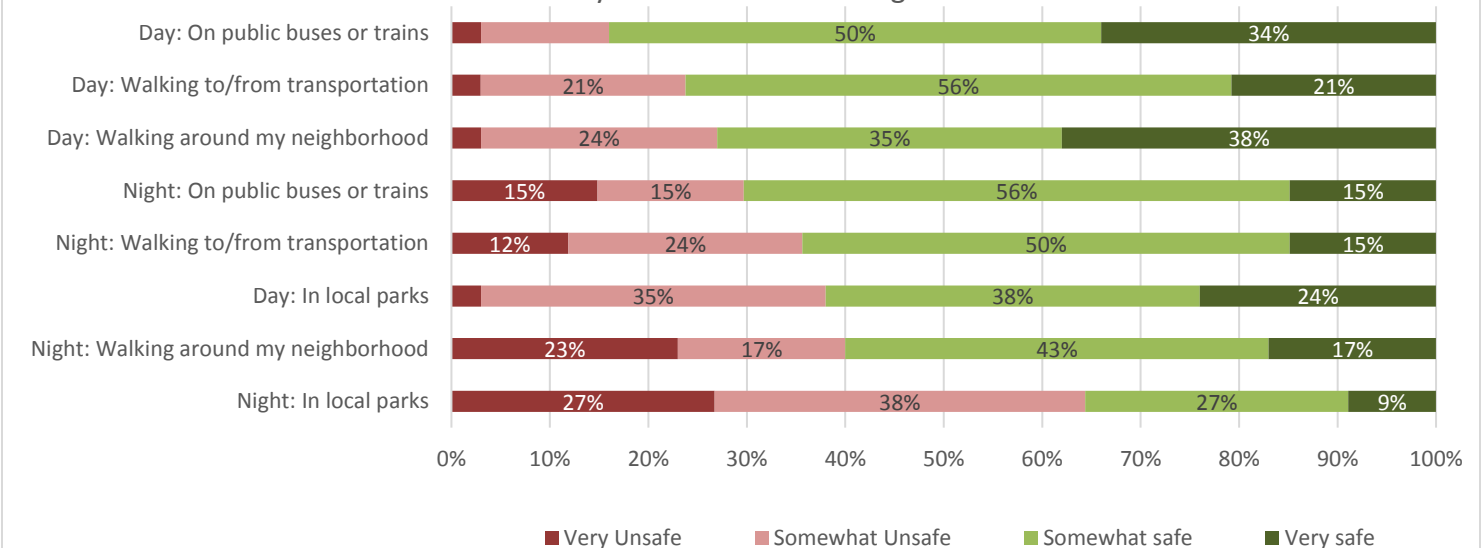
How likely is it that someone in your neighborhood would intervene in the following situations...



N=32-36

Fear of Crime (Valley Palms Adults)

How safe do you feel in the following situations..



N=32-35